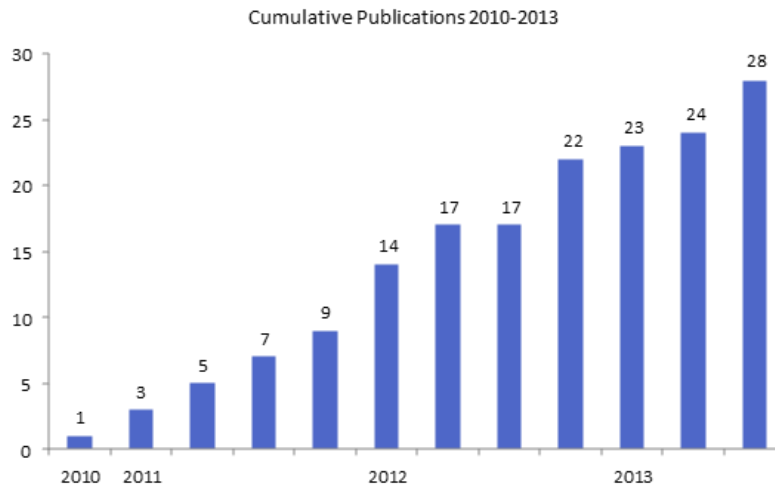


SFCWA Science Dashboard

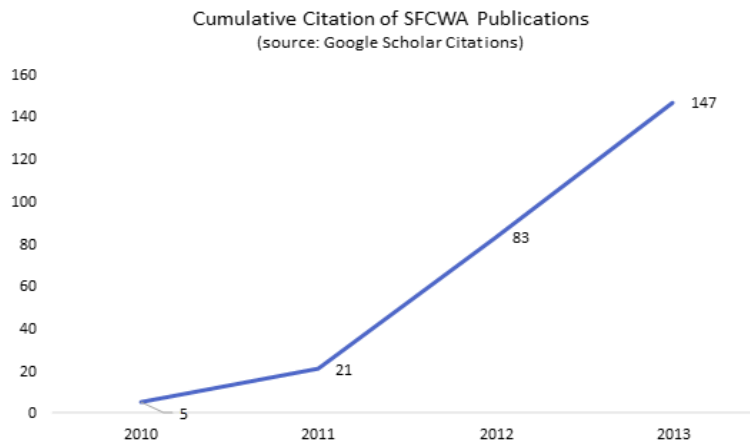
(11/14/13)

1. Implementing Strategy: *Coordinate research and publish findings on Delta ecosystem stressors toward developing management actions that further California’s co-equal goals of a restored Delta ecosystem and water supply reliability.*

A. Peer Reviewed Journal Articles (Funded totally, or in part, through Science Program)



B. Peer reviewed publications by others that reference our publications



C. Policy and Regulatory Actions informed by Science Efforts

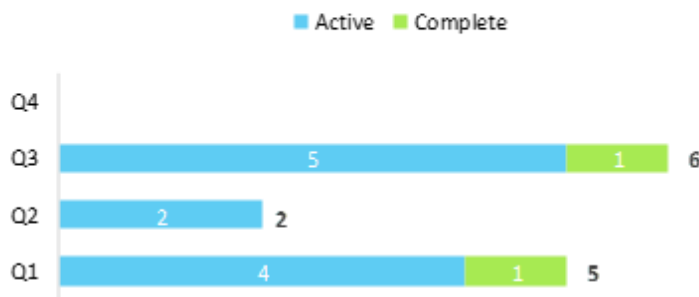
- FY 11– Central Valley Regional Water Quality Control Board (CVRWQCB) adopts permit for Sacramento County Regional Sanitation District
- FY 12– State Water Resources Control Board upholds CVRWQCB permit

D. Science Projects– Projects vary from small consultant agreements for a specific work product to multi-year research efforts.

Projects: a contract that results in a deliverable. Activity: a contract that does not result in a deliverable, but could include project management or subject matter experts.

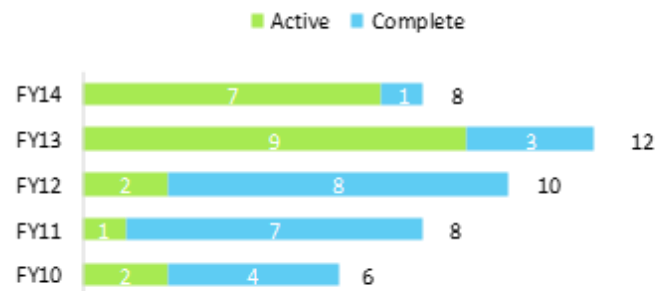
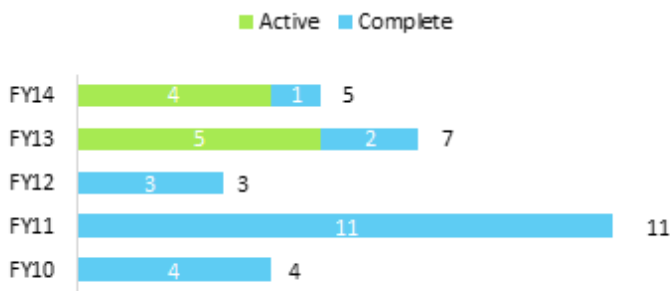
Active: Ongoing from past quarters Complete: Project file closed

Current Fiscal Year 2014
Projects and Activities

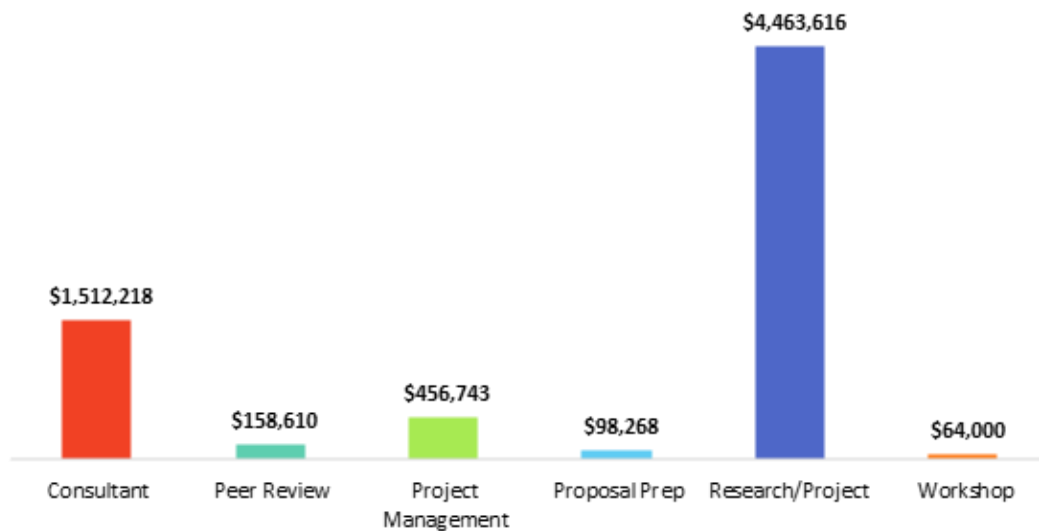


Cumulative Activities
2010-2013

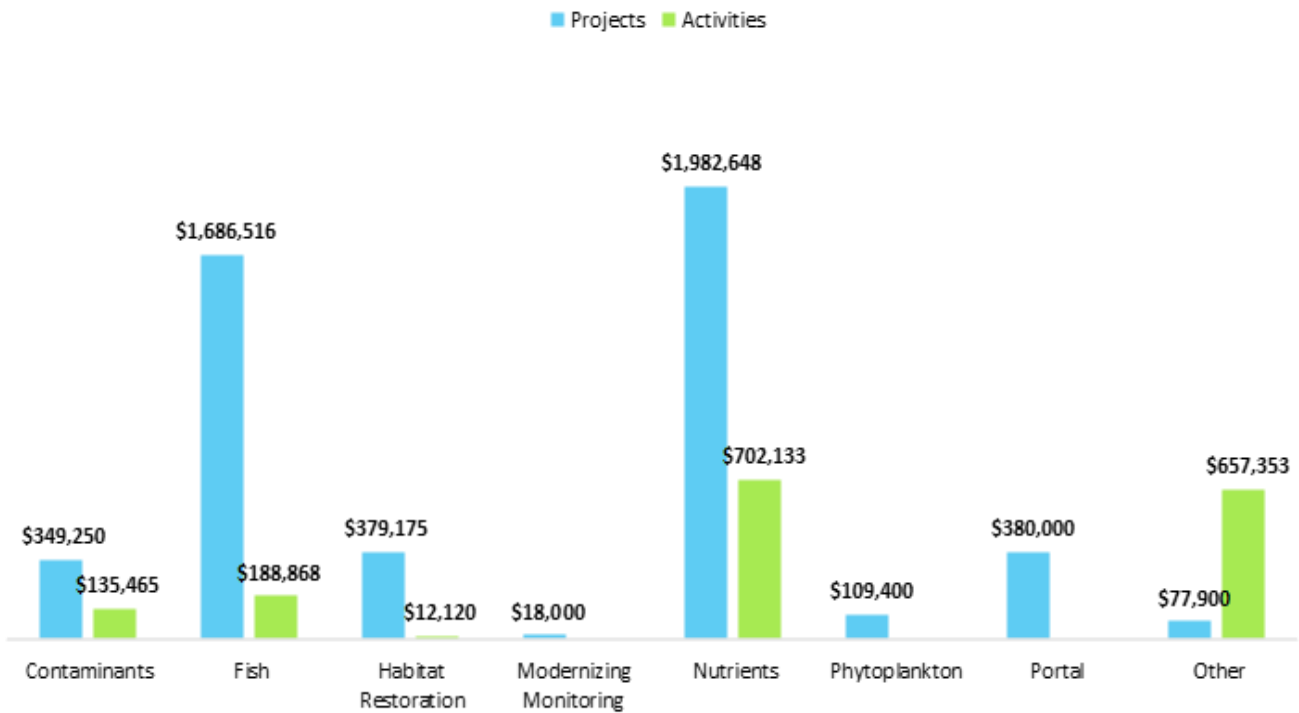
Cumulative Projects
2010-2013



Cumulative Budget Breakdown by Category of Expenditure
2010-2013



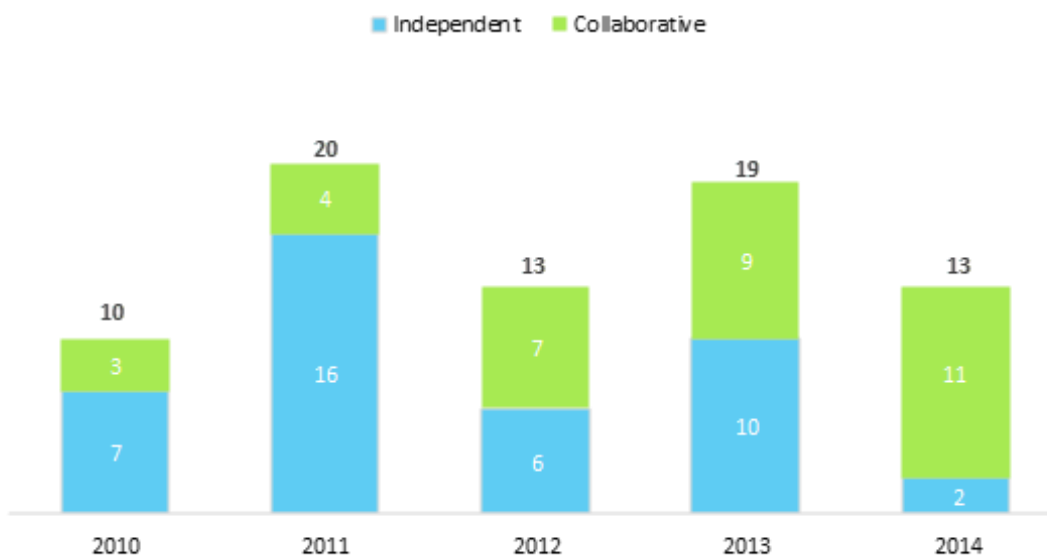
Cumulative Breakdown By Subject Matter 2010-2013

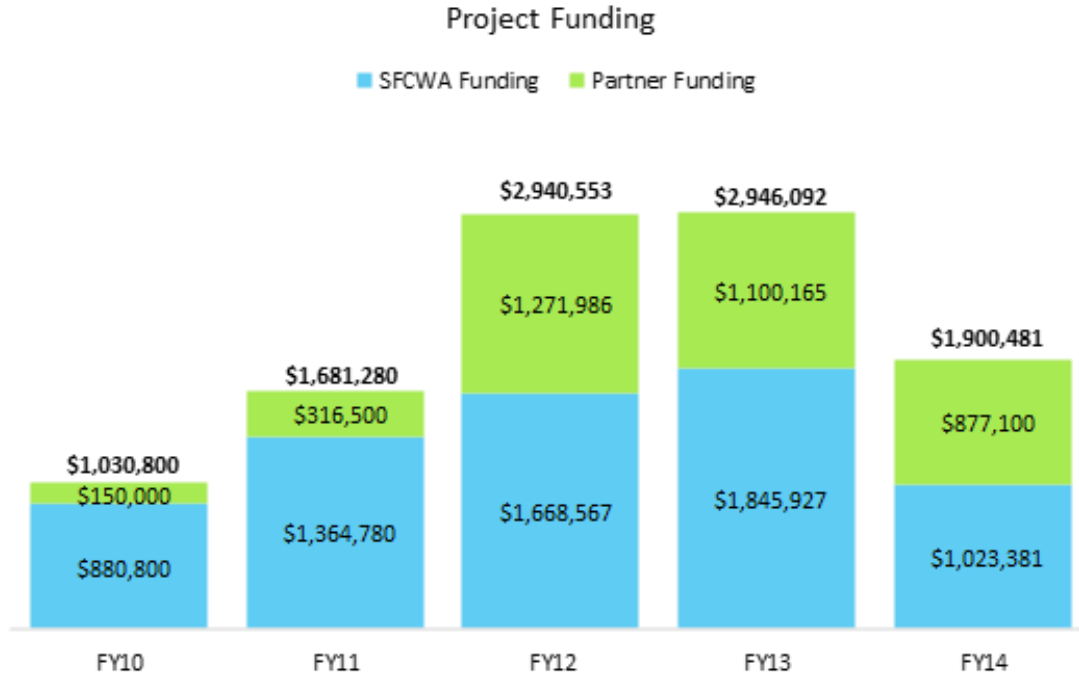


E. Project Types

Our goal is a healthy mix of collaboration with Delta Scientists, while encouraging fresh perspectives from scientists outside the Delta

Number of Activities and Projects



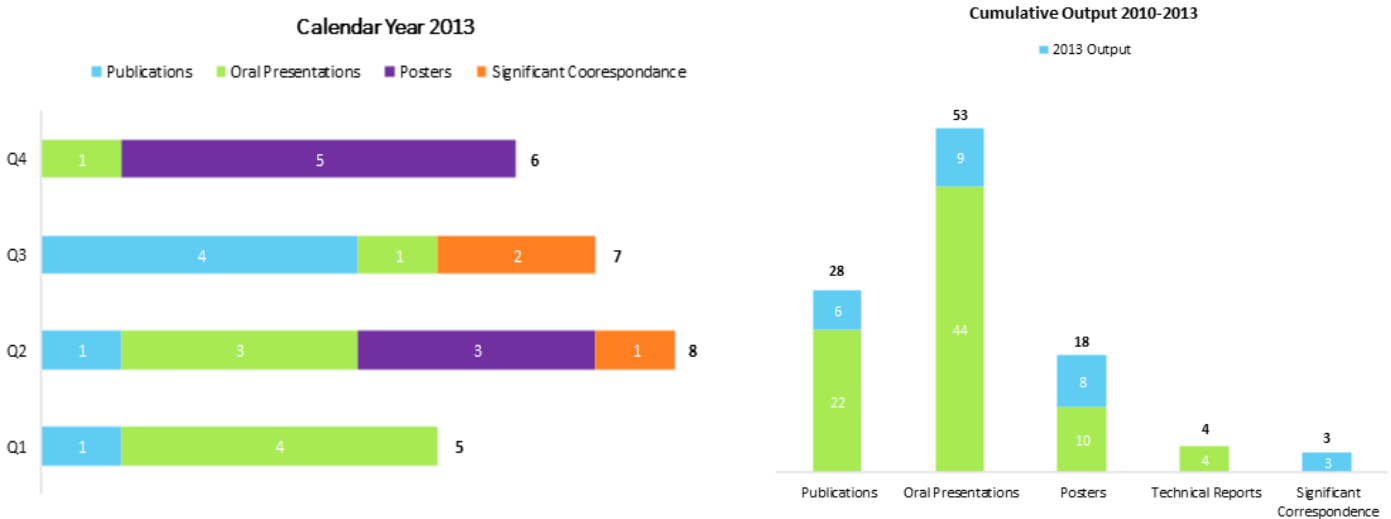


Note: This graph takes into account the funds that SFCWA has encumbered and the funds that our partners have leveraged. In addition to funding, there are also projects that are collaborative due to significant in kind staff time not shown on this graph.

2. Implementing Strategy: *Facilitate the dissemination and understanding of science findings.*

A. Communication Products (All will be posted on our website, unless copyright protected)

- Oral and poster presentations include science conferences, workshops, and invited presentations



3. Delta Governance Objective: *In coordination with member agencies monitor and engage effectively with activities of the Delta Stewardship Council, Delta Protection Commission, Delta Conservancy, Central Valley Flood Protection Board, Delta Science Program, Delta Regional Monitoring Program, Delta Independent Science Board, and Interagency Ecological Program.*

Science Objective: *Participate in and support science conference forums and work efforts to increase mutual collaboration and understanding among entities engaged in Delta Science.*

A. Ongoing Committees (17):

Facilitate/Co-Chair-

1. California Estuary Monitoring Workgroup (CEMW)
2. CEMW: Estuary Portal Workgroup
- Interagency Ecological Program (IEP) Contaminant Effects Work team (3)
 3. Ammonium and Nutrients Subcommittee
 4. Pesticides Subcommittee
 5. Biomarkers Subcommittee
6. Interagency Ecological Program: Estuarine Ecology Team (EET)
7. Collaborative Adaptive Management Team (CAMT)
8. (SFCWA Technical Team)
9. (SFCWA Policy Liaison Committee)

Participate-

1. Delta Regional Monitoring Program (RMP) Steering Committee
2. Delta RMP Technical Advisory Committee
3. Suisun Bay Nutrient Studies Team
4. San Francisco Bay Nutrient Strategy Stakeholder Advisory Group
5. (Water Quality Issues bimonthly call)
6. (Bay Delta Workgroup)

Attend/Monitor-

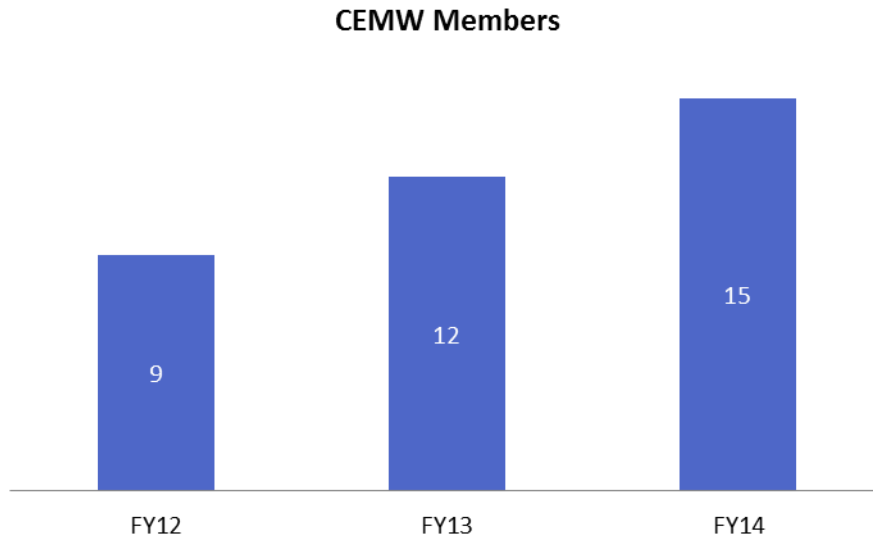
1. Delta Stewardship Council – science items only
2. Delta Independent Science Board

B. Short term Committees (4):

1. DSP: Delta Outflows Workshop Planning Team
2. CAMT: Fall X2 Subgroup
3. CAMT: OMR/Entrainment Subgroup
4. CAMT: Salmon Survival Subgroup

4. Science Objective: *Continue collaborative efforts with Delta science entities to improve monitoring, assessment and reporting of Bay Delta monitoring and research results through the facilitation of the California Estuary Monitoring Workgroup and data portal.*

A. Number of Agencies Contributing to California Estuary Monitoring Workgroup



- | | |
|---|---|
| <ol style="list-style-type: none"> 1. Interagency Ecological Program 2. Delta Science Program 3. CA Department of Fish and Wildlife 4. CA Department of Water Resources 5. State Water Resources Control Board 6. Central Valley Regional Water Quality Control Board 7. US Geological Survey 8. US Environmental Protection Agency | <ol style="list-style-type: none"> 9. Delta Conservancy 10. San Francisco Estuary Institute 11. San Francisco Estuary Partnership 12. Sacramento Regional County Sanitation District 13. The Bay Institute 14. US Fish and Wildlife Service 15. San Francisco Bay Regional Water Quality Control Board |
|---|---|