

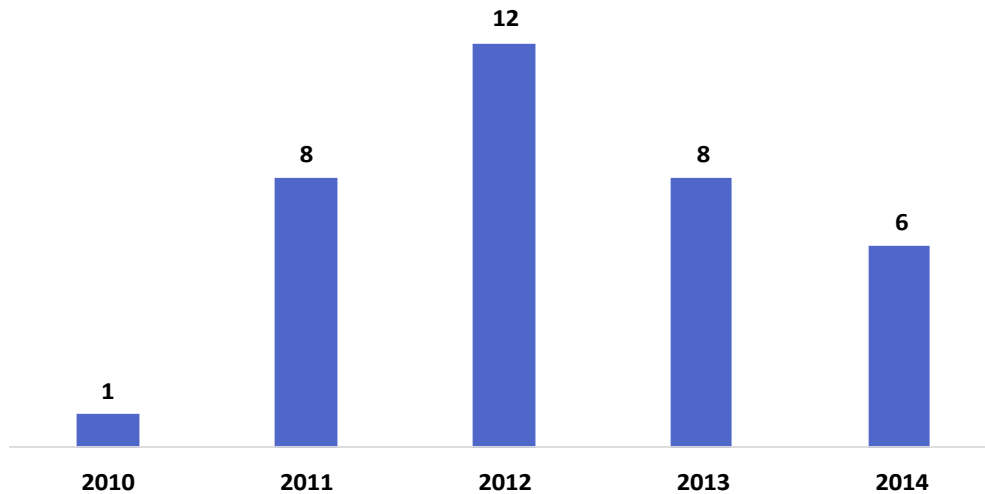
SFCWA Science Dashboard

(12/10/14)

1. Implementing Strategy: *Coordinate research and publish findings on Delta ecosystem stressors toward developing management actions that further California's co-equal goals of a restored Delta ecosystem and water supply reliability.*

A. Peer Reviewed Journal Articles (Funded totally, or in part, through Science Program)

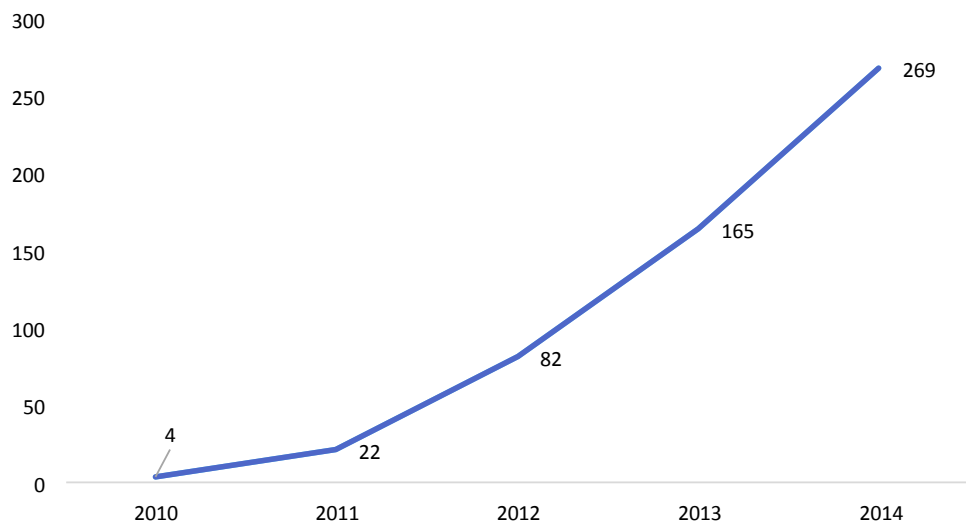
Publications Per Year 2010-2014



B. Peer reviewed publications by others that reference our publications

Cumulative Citation of SFCWA Publications

(source: Google Scholar Citations)



C. Policy and Regulatory Actions informed by Science Efforts

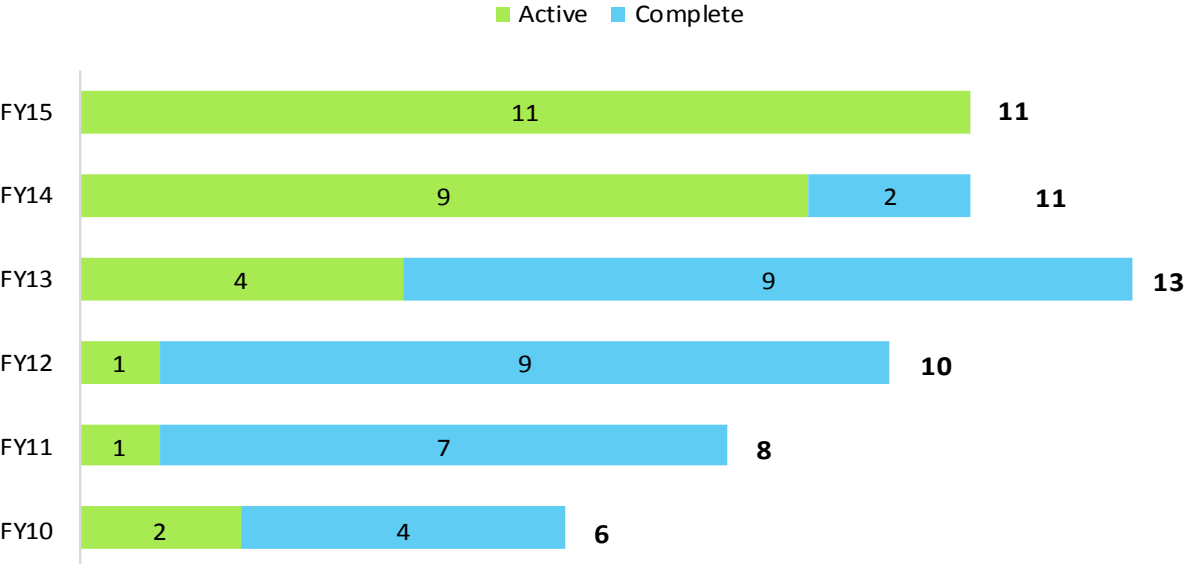
- FY 11– Central Valley Regional Water Quality Control Board (CVRWQCB) adopts permit for Sacramento County Regional Sanitation District
- FY 12– State Water Resources Control Board upholds CVRWQCB permit

D. Science Projects– Projects vary from small consultant agreements for a specific work product to multi-year research efforts.

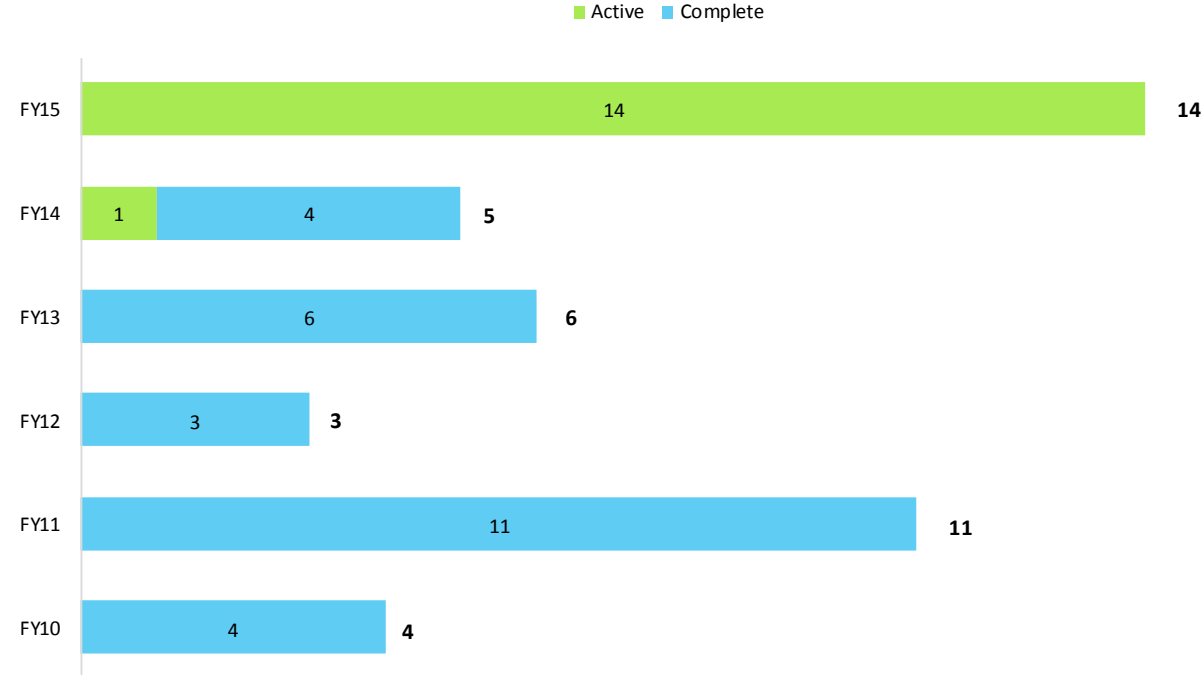
Projects: a contract that results in a deliverable. Activity: a contract that does not result in a deliverable, but could include project management or subject matter experts.

Active: Ongoing from past quarters Complete: Project file closed

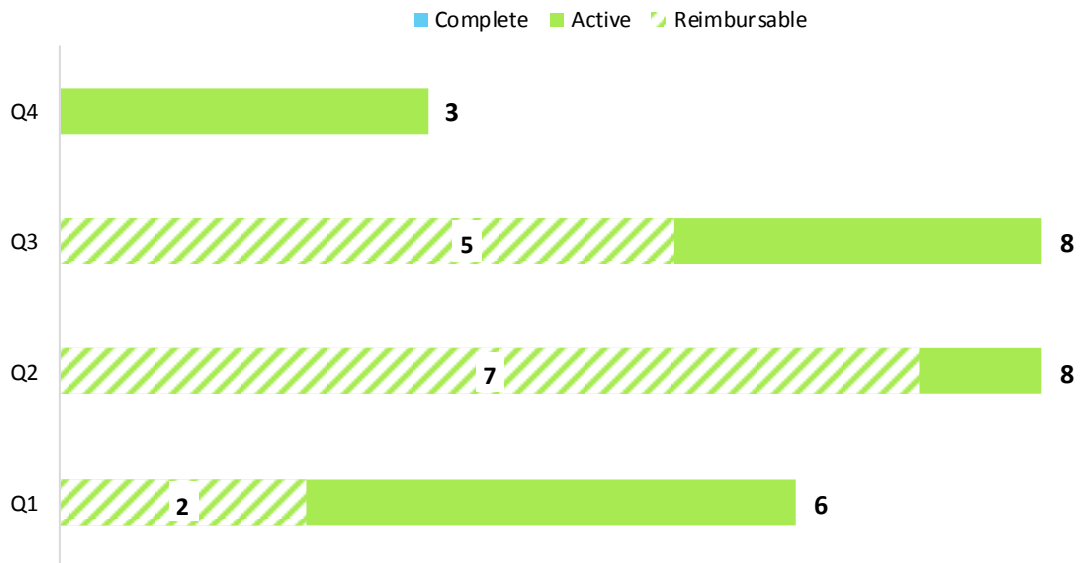
**Cumulative Projects
FY2010 - FY2015**



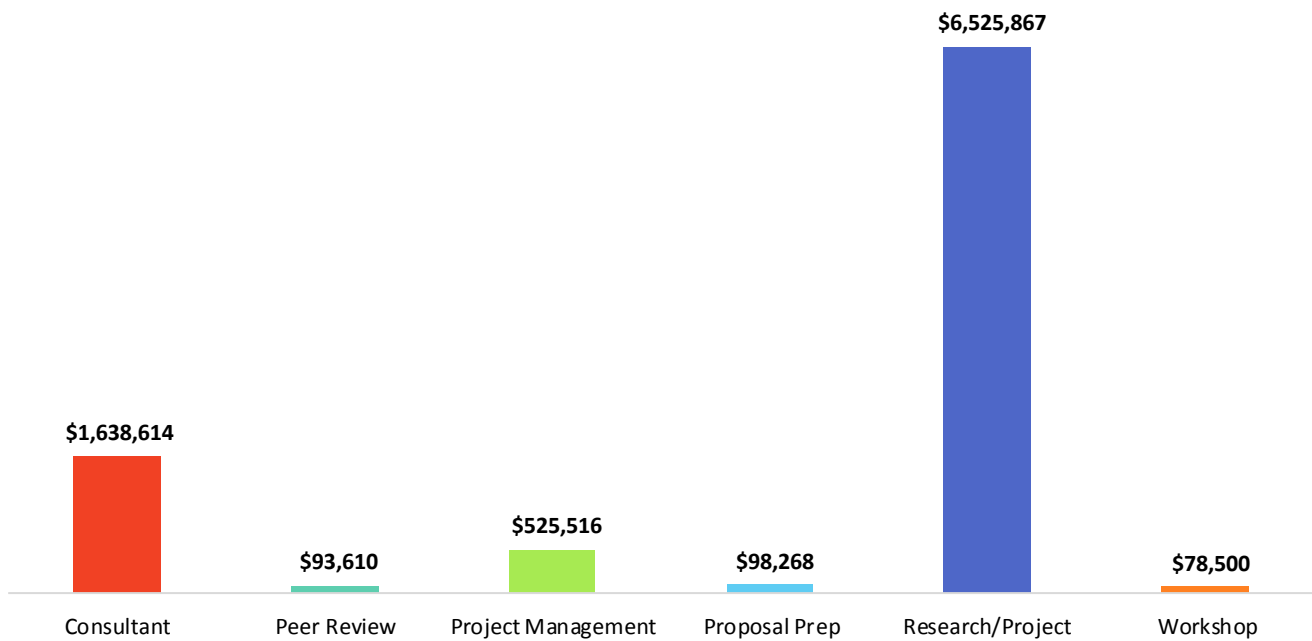
**Cumulative Activities
FY2010 - FY2015**



Current Fiscal Year 2015 Projects and Activities

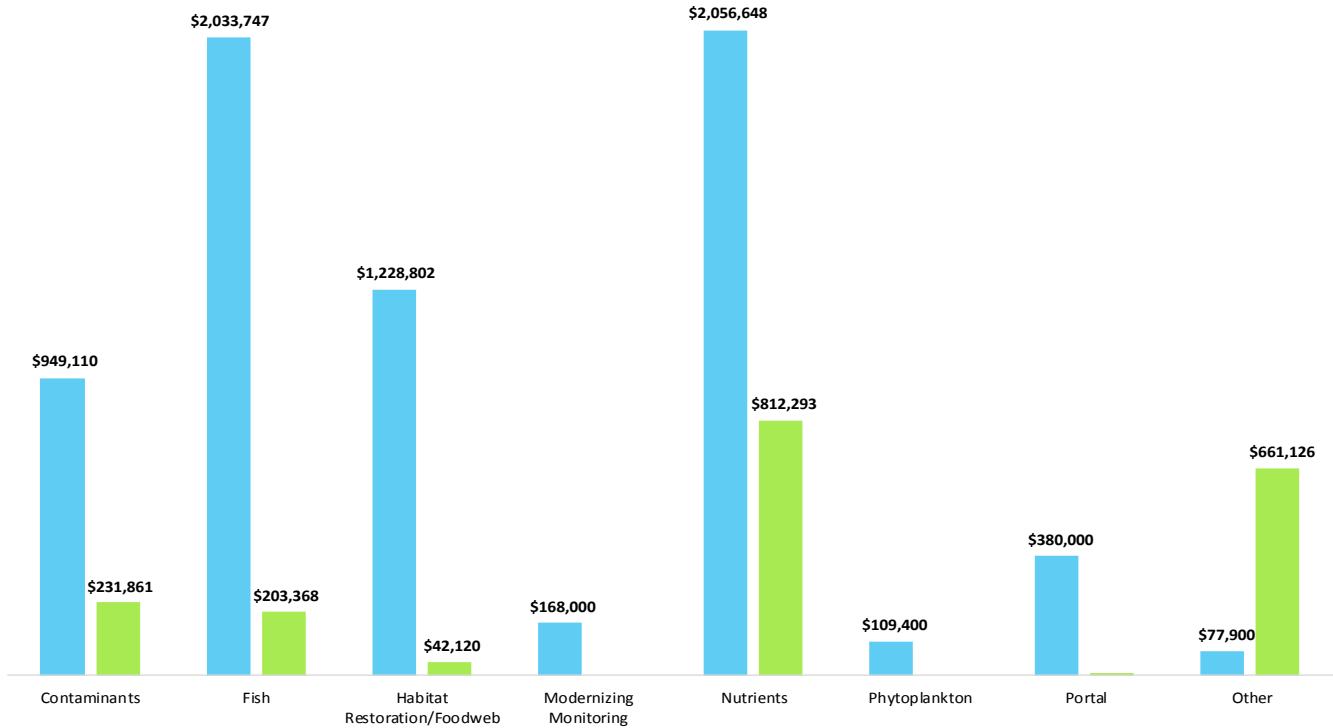


Cumulative Budget Breakdown by Category of Expenditure FY2010 - FY2015



Cumulative Breakdown By Subject Matter
FY2010 - FY2015

■ Projects ■ Activities

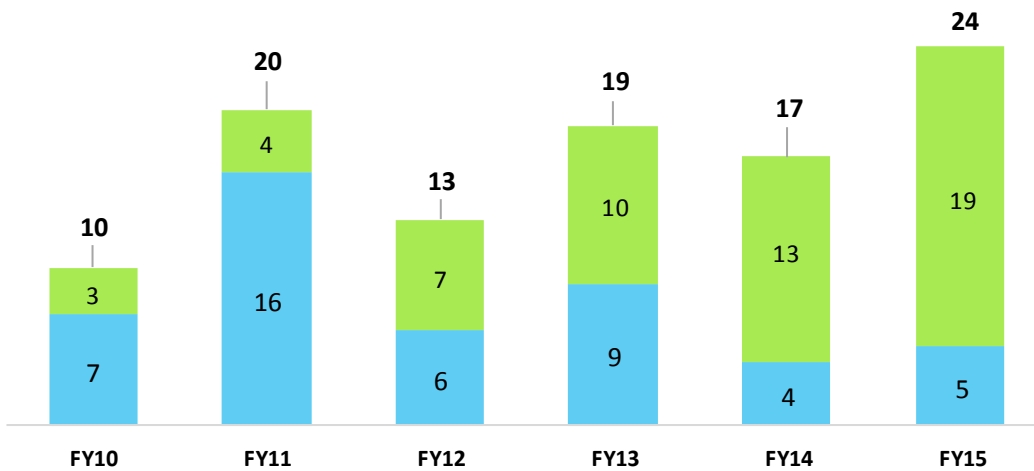


E. Project Types

Our goal is a healthy mix of collaboration with Delta Scientists, while encouraging fresh perspectives from scientists outside the Delta

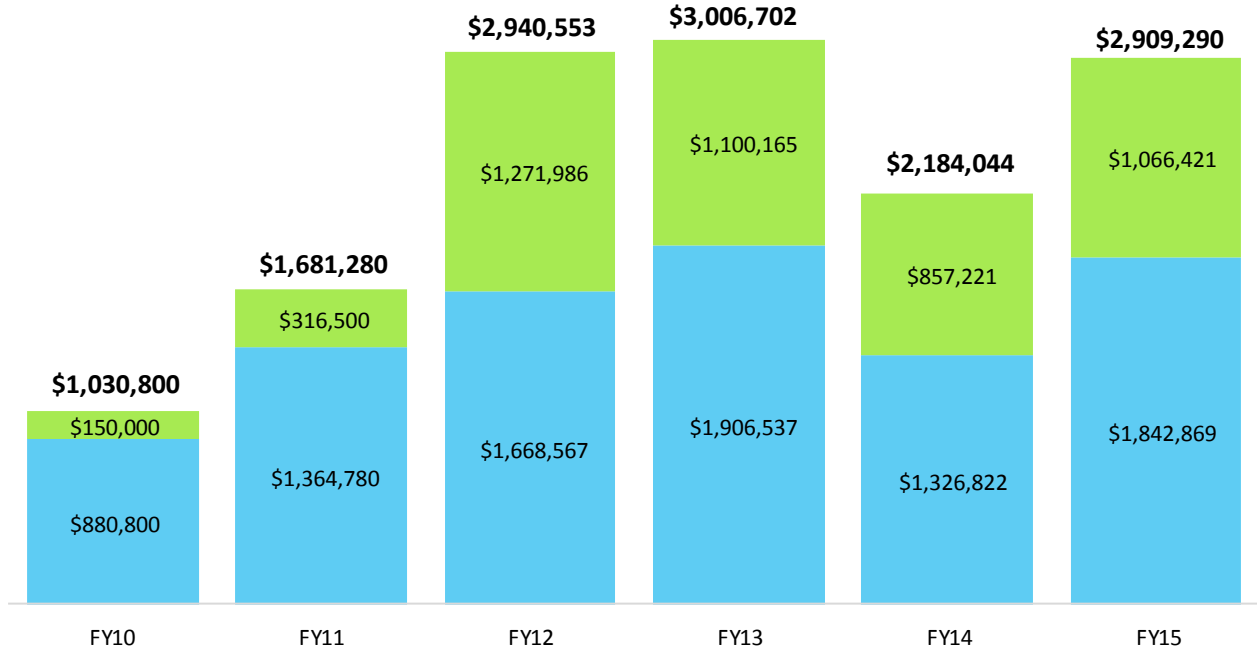
Number of Activities and Projects

■ Independent ■ Collaborative



Project Funding

■ SFCWA Funding ■ Partner Funding



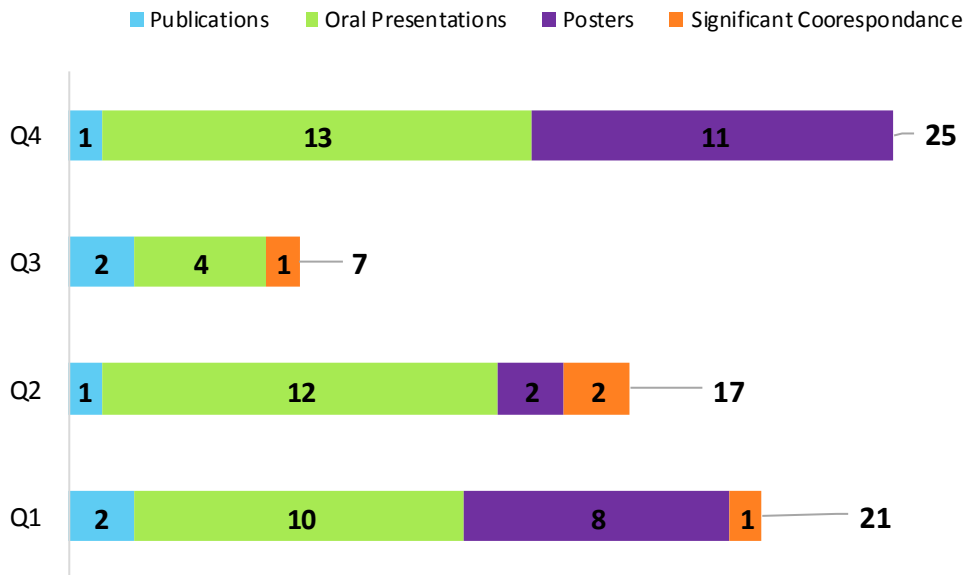
Note: This graph takes into account the funds that SFCWA has encumbered and the funds that our partners have leveraged. In addition to funding, there are also projects that are collaborative due to significant in kind staff time not shown on this graph.

2. Implementing Strategy: *Facilitate the dissemination and understanding of science findings.*

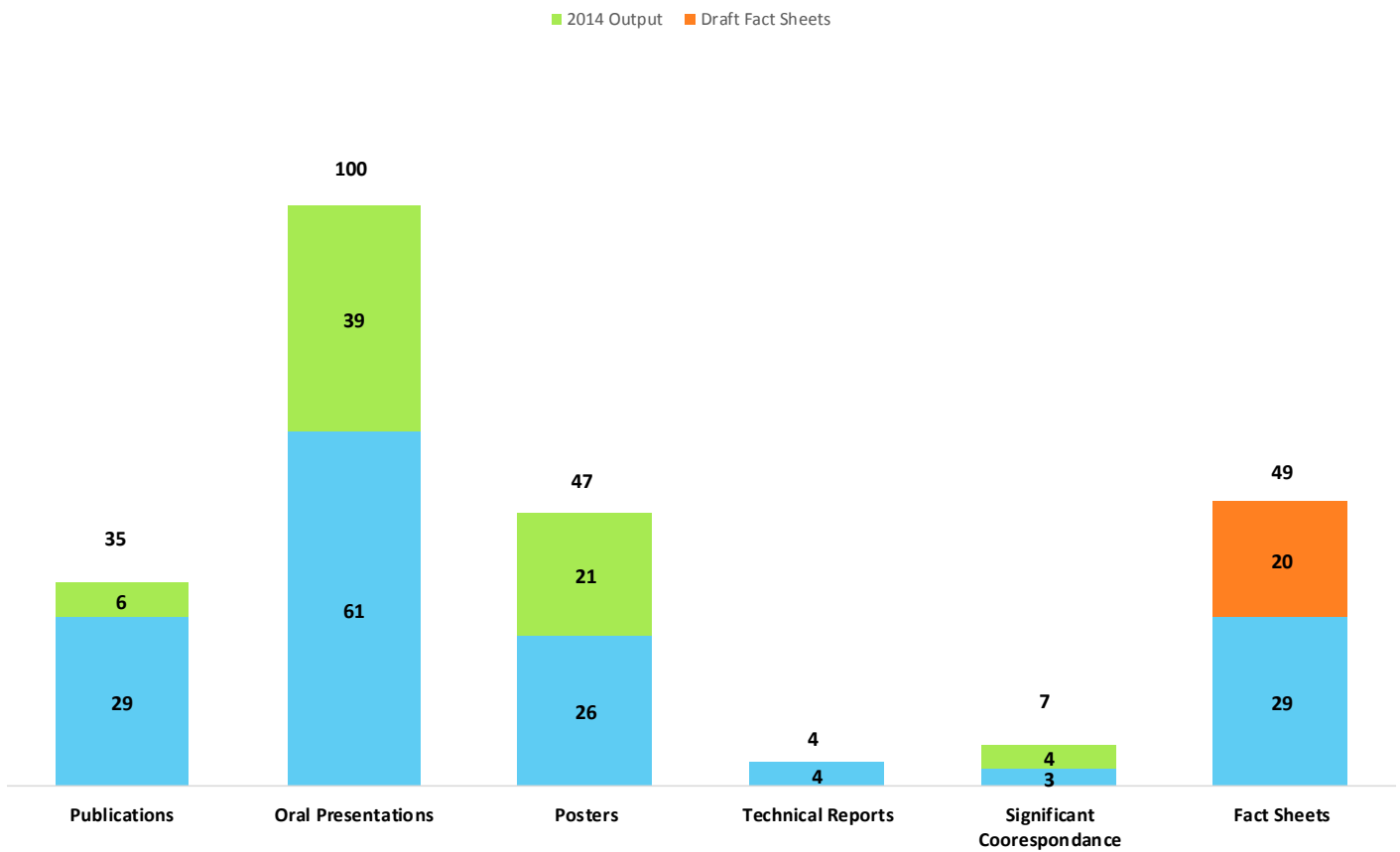
A. Communication Products (All will be posted on our website, unless copyright protected)

- Oral and poster presentations include science conferences, workshops, and invited presentations

Calendar Year 2014



Cumulative Output 2010-2014



3. Delta Governance Objective: *In coordination with member agencies monitor and engage effectively with activities of the Delta Stewardship Council, Delta Protection Commission, Delta Conservancy, Central Valley Flood Protection Board, Delta Science Program, Delta Regional Monitoring Program, Delta Independent Science Board, and Interagency Ecological Program.*

Science Objective: *Participate in and support science conference forums and work efforts to increase mutual collaboration and understanding among entities engaged in Delta Science.*

A. Ongoing Committees (23):

Facilitate/Co-Chair-

1. California Estuary Monitoring Workgroup (CEMW)
2. Interagency Ecological Program (IEP) Contaminant Work Team
3. Collaborative Adaptive Management Team (CAMT)
4. (SFCWA Technical Team)
5. (SFCWA Policy Liaison Committee)

Participate-

1. Delta Regional Monitoring Program (RMP) Steering Committee
 2. Delta RMP Technical Advisory Committee
 3. Suisun Bay Nutrient Studies Team
 4. San Francisco Bay Nutrient Strategy Steering Committee
 5. San Francisco Bay Nutrient Strategy Stakeholder Advisory Group
 6. CEMW Portal Worker Bee Group
 7. Delta Science Program: Science Advisory Committee
 8. Central Valley Regional Board Nutrient Stakeholder Technical Advisory Group
 9. Central Valley Regional Board Nutrient Subcommittee
- Interagency Ecological Program- Project Work Teams:
10. Estuarine Ecology Team (EET)
 11. Resident Fish
 12. Fall Habitat
 13. Tidal Marsh Monitoring
 14. CAMT: Delta Smelt Scoping Team
 15. (Water Quality Issues bimonthly call)
 16. (Bay Delta Workgroup)

Attend/Monitor-

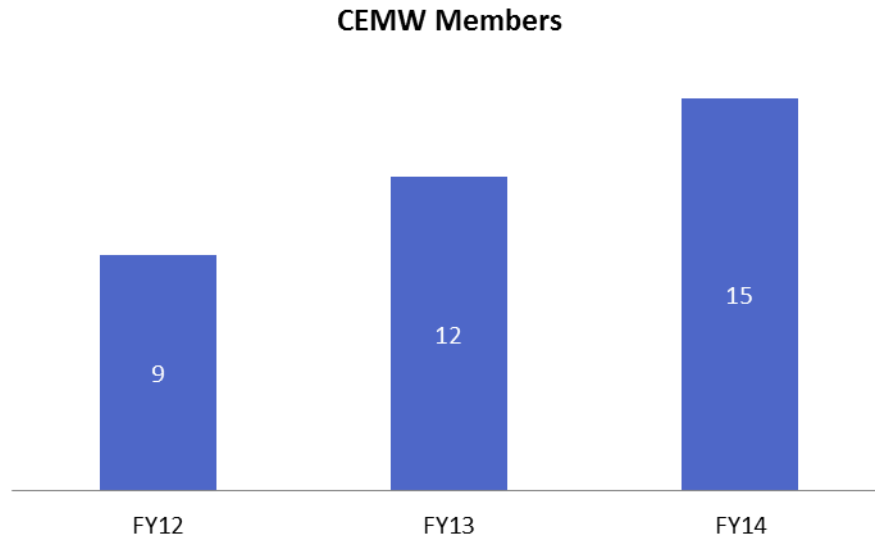
1. Delta Stewardship Council – science items only
2. Delta Independent Science Board

B. Short term Committees (2):

1. Delta Science Program: 2014 Data Vision Planning Committee
2. Delta Science Program: 2014 Data Vision Writers Committee

4. Science Objective: *Continue collaborative efforts with Delta science entities to improve monitoring, assessment and reporting of Bay Delta monitoring and research results through the participation in the California Estuary Monitoring Workgroup and California Estuaries Portal.*

A. Number of Agencies Contributing to California Estuary Monitoring Workgroup



1. Interagency Ecological Program
2. Delta Science Program
3. CA Department of Fish and Wildlife
4. CA Department of Water Resources
5. State Water Resources Control Board
6. Central Valley Regional Water Quality Control Board
7. US Geological Survey
8. US Environmental Protection Agency
9. Delta Conservancy
10. San Francisco Estuary Institute
11. San Francisco Estuary Partnership
12. Sacramento Regional County Sanitation District
13. The Bay Institute
14. US Fish and Wildlife Service
15. San Francisco Bay Regional Water Quality Control Board